

Lamello

Removable Pocket Door Jambs With Clamex S-20




"Clamex S-20 worked great in this scenario, since I had just 1/2" of material thickness to work with on my jamb stock, so the 4mm slot had plenty of room to fit. The two components were pulled together nice and tight. With the pine cover caps in the wrench holes, it's practically an invisible solution and now it'll be easy to remove and re-install the jamb whenever I need to make adjustments on the pocket door."

Scan here to see more application inspirations



How it works:

1.



Back-bevel the long jamb leg

2.



Lay out and match connector slots on edge of jamb leg and back side of casing

3.



Determine slot position in jamb and casing




Set biscuit joiner to "20" and use spacer plates or stop square to achieve desired slot height

5.




Machine #20 slots in jamb and casing

6.




Drill 6mm holes for male connector halves using alignment tool or drill jig

7.



Place clamex S-20 connector onto alignment/insertion tool

8.




Use center mark on alignment tool to install connectors

9.




Screw each connector half into place (both screws at same time to keep alignment centered)

10.



Hinge the jamb leg into place behind casing, using beveled edge against pocket door

11.



Engage cam lock, joining the connectors in the jamb and casing

12.



Repeat all steps above (except for back-beveling) to install header jamb Use cover caps if desired

Lamello

Lamello System tools, connectors & accessories

For in-depth Lamello how-to videos, visit our Lamello Lessons YouTube channel



Classic X	Art. No.
Classic X in cardboard box	101600K
Classic X in Systainer case	101600S



Classic X Cordless	Art. No.
Classic X cordless with batteries and charger	101701S
Classic X cordless without batteries, without charger	101700S



Top 21	Art. No.
Top 21 with accessories	101500S



S-20 Systainer Set	Art. No.
Includes: 80 pairs of connectors with screws, 125253 drill jog with 6mm bit and 251933 Clamex installation tool	145247



S-20 Accessories	Art. No.
Clamex wood drill, 6mm	131506



Clamex S-20 drill jig, including 6mm bit	125253
--	---------------



Clamex S-20 drilling and alignment jig	125254
--	---------------



Torx-Bit 1/4" TX 10 L=25	121281
--------------------------	---------------



Clamex S-20 screw 3x12mm, 1500 pieces	125255
---------------------------------------	---------------



Clamex S-20	Art. No.
20 pairs, including screws	145243
80 pairs, including screws	145244
300 pairs	145245



#20 Biscuit	Art. No.
80 pieces	144520
1000 pieces	144020



#10 Biscuit	Art. No.
80 pieces	144510
1000 pieces	144010



#0 Biscuit	Art. No.
80 pieces	144500
1000 pieces	144000



H9 Biscuit	Art. No.
250 pieces	144509
1000 pieces	144009



H9 Cutter	Art. No.
3 x 78mm for H9 Biscuits	132009



K 20	Art. No.
80 pieces	145001
250 pieces	145000



C 20	Art. No.
250 pieces	145010



Fixo L	Art. No.
80 pieces	145022
400 pieces	145025
40 pieces each Fixo H&L	145020



Fixo H	Art. No.
80 pieces	145021
400 pieces	145026

Your distribution partner: